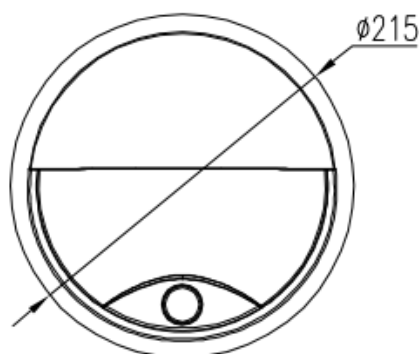
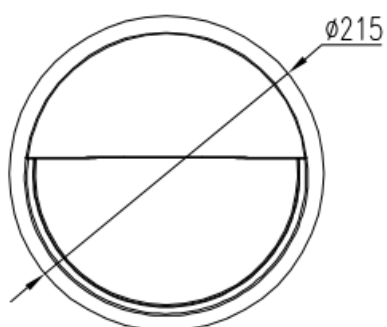
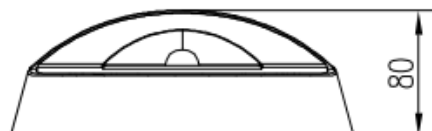


B1459-N / B1459-N-S

INSTRUCTIONS

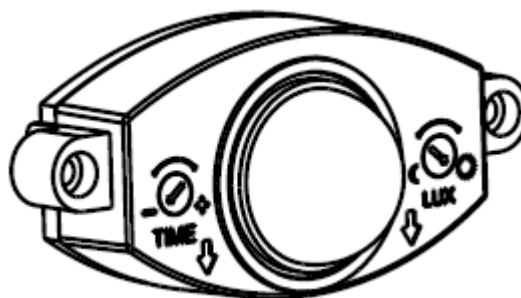


Model	Power	Lumen	IP rating	DF	Product size (mm)
B1459-N	10W	400LM	IP54	≥0.7	Φ215*80mm
B1459-N-S	10W	400LM	IP54	≥0.7	Φ215*80mm
Product parameter :	Voltage:220V-240V~ 50/60Hz Work temperature: -20°C~40°C LED chip: SMD2835 CCT: 3000K/4000K/6500K				


Product information :

Sensor info:

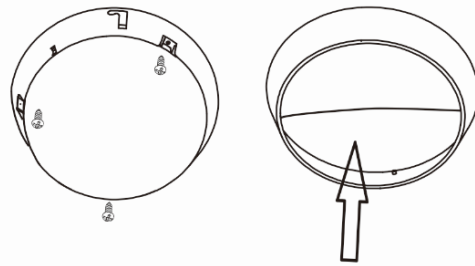
1. Lux: 10Lux -2000Lux (adjustable)
2. Delay time: 10sec -5min (adjustable)
3. Detecting distance: max.10m



Installation:



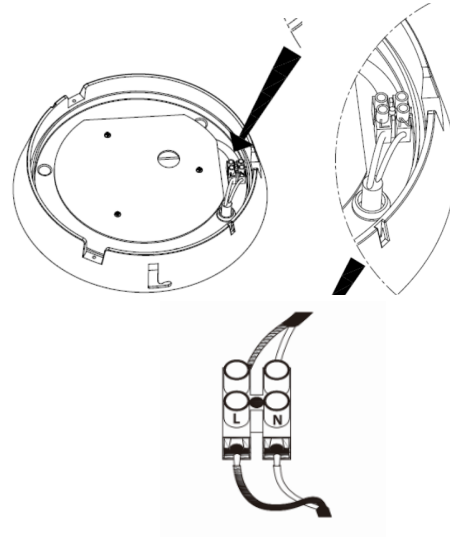
1. Power off



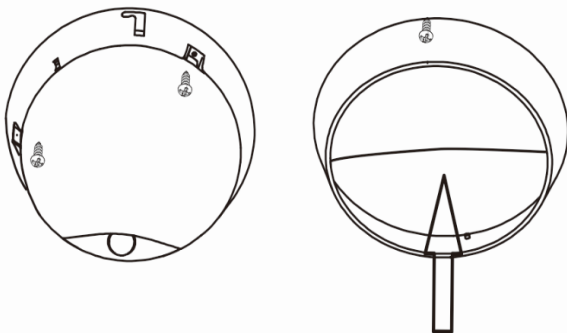
2. Open the installation base



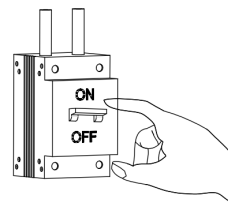
3. Wall mounting



4. Connect the power cable into the terminal



5. Install the screws



6. Power on

Cleaning

Before cleaning the LED bulkhead lamp, disconnect the power cable and allow the lamp to cool down sufficiently. Clean with a dry or slightly moist, clean, lint-free cloth and a mild detergent if required. Do not use cleaners that contain abrasives or solvents.

Maintenance

- Check the plug, power cable, and housing of the LED bulkhead lamp for damage before each use. If the lens is damaged it must be replaced immediately.
- Clean any dirt from the housing or the lens immediately, since it could cause overheating.



Correct Disposal of this product

This marking indicates that this product should not be disposed with other household wastes throughout the EU. To prevent possible harm to the environment or human health from uncontrolled waste disposal, recycle it responsibly to promote the sustainable reuse of material resources. To return your used device, please use the return and collection systems or contact the retailer where the product was purchased. They can take this product for environmental safe recycling.